



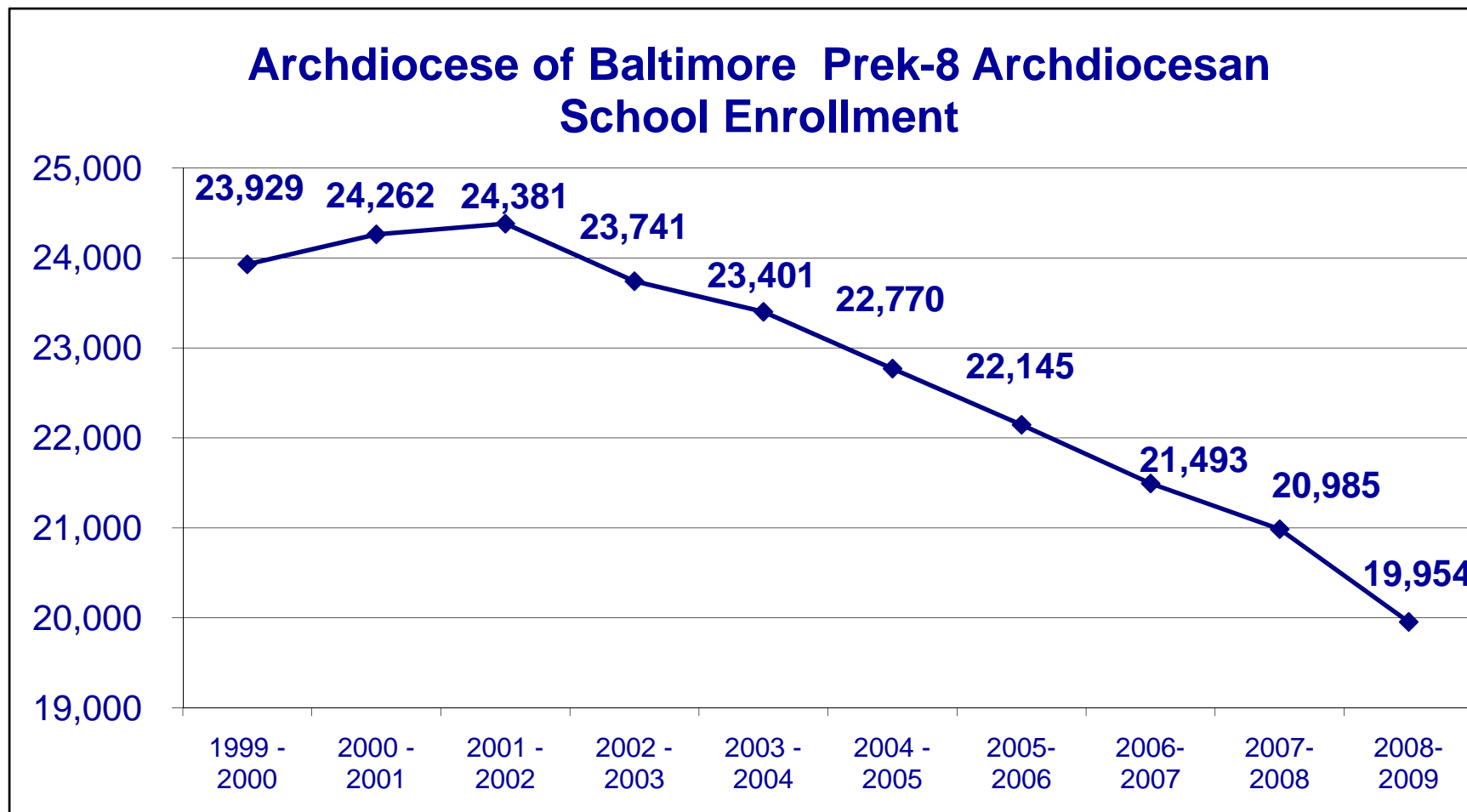
*Leadership Consultation
on Catholic Schools
February 10 & 12, 2009*

*State of Archdiocesan Catholic Schools**
Archdiocese of Baltimore

* The following slides do not include information related to Independent Catholic Schools located within the Archdiocese of Baltimore.



Enrollment Trends





Declining Number of Archdiocesan Schools

- St. Alphonsus/Basilica School Closed 2002
- St. Elizabeth of Hungary Closed 2002
- Our Lady of Pompei Closed 2002
- St. John Neumann (Cumberland) Closed 2002
- St. Peter (Westernport) Closed 2002
- St. Clement Academy Closed 2003
- Bishop John Neumann School Closed 2004
- Holy Spirit School Closed 2004
- Our Lady of the Rosary High School Closed 2004
- St. Anthony of Padua School Closed 2005
- St. Dominic School Closed 2005
- Shrine of the Little Flower School Closed 2005
- New All Saints Parish School Closed 2006
- St. Rita School Closed 2006
- Our Lady Queen of Peace School Closed 2007
- St. Michael, Frostburg Closing 2009



Expected Student Population Growth

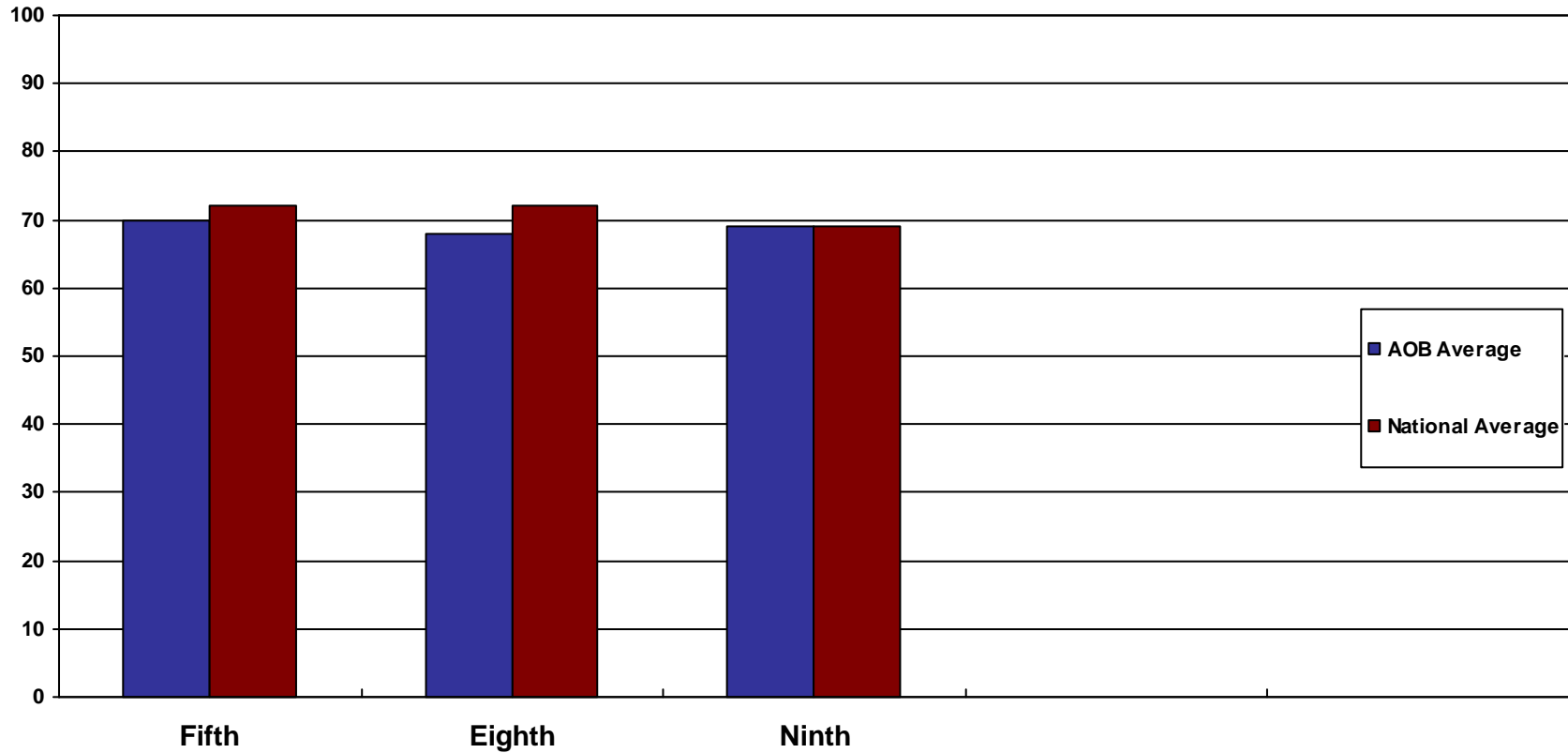
	2007	2017	% Change
STATE of MARYLAND	818,534	867,560	5.99%
Anne Arundel	71,804	74,950	4.38%
Baltimore	100,681	107,780	7.05%
Carroll	28,009	28,720	2.54%
Harford	38,298	42,440	10.82%
Howard	48,586	51,490	5.98%
Baltimore City	77,642	71,680	-7.68%
Frederick	39,614	45,950	15.99%
Allegany	8,996	8,100	-9.96%
Washington	21,195	26,380	24.46%



Archdiocesan Catholic Identity

- Catechist/Youth Ministry Certification
- Basics of Faith
- Essentials of Catholic Identity
- Catholic Identity strand incorporated in every academic discipline of Course of Study

Archdiocesan Average-ACRE Scores (Part 1)



N.B. Assessment of Catholic Religious Education (ACRE) exam, 2001 Edition.

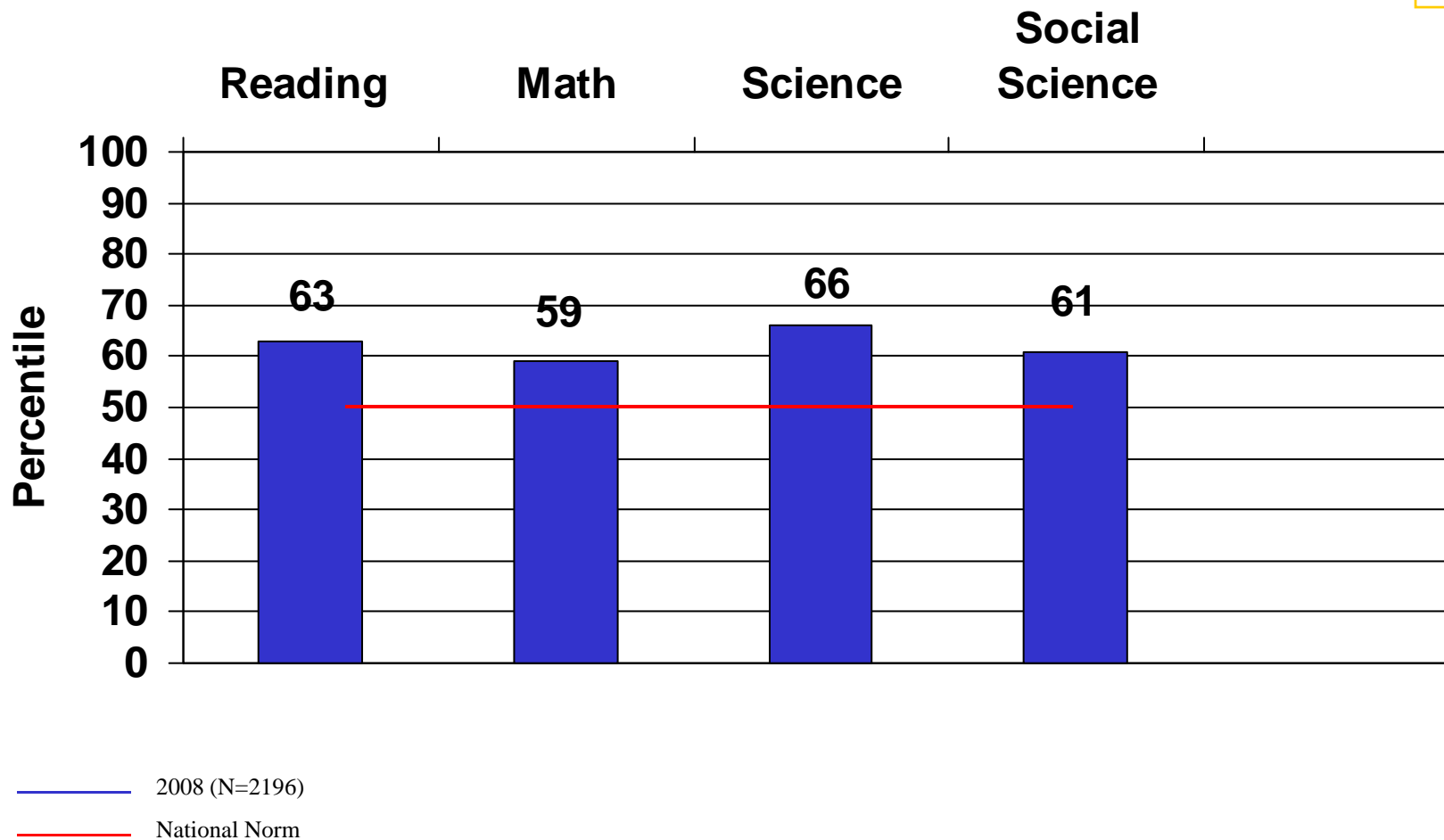
Grade 5 took level 1 exam and Grades 8 and 9 took level 2 exam.

Score breakdown: <64%:needs improvement; 64-86%:proficient; >86%:advanced.

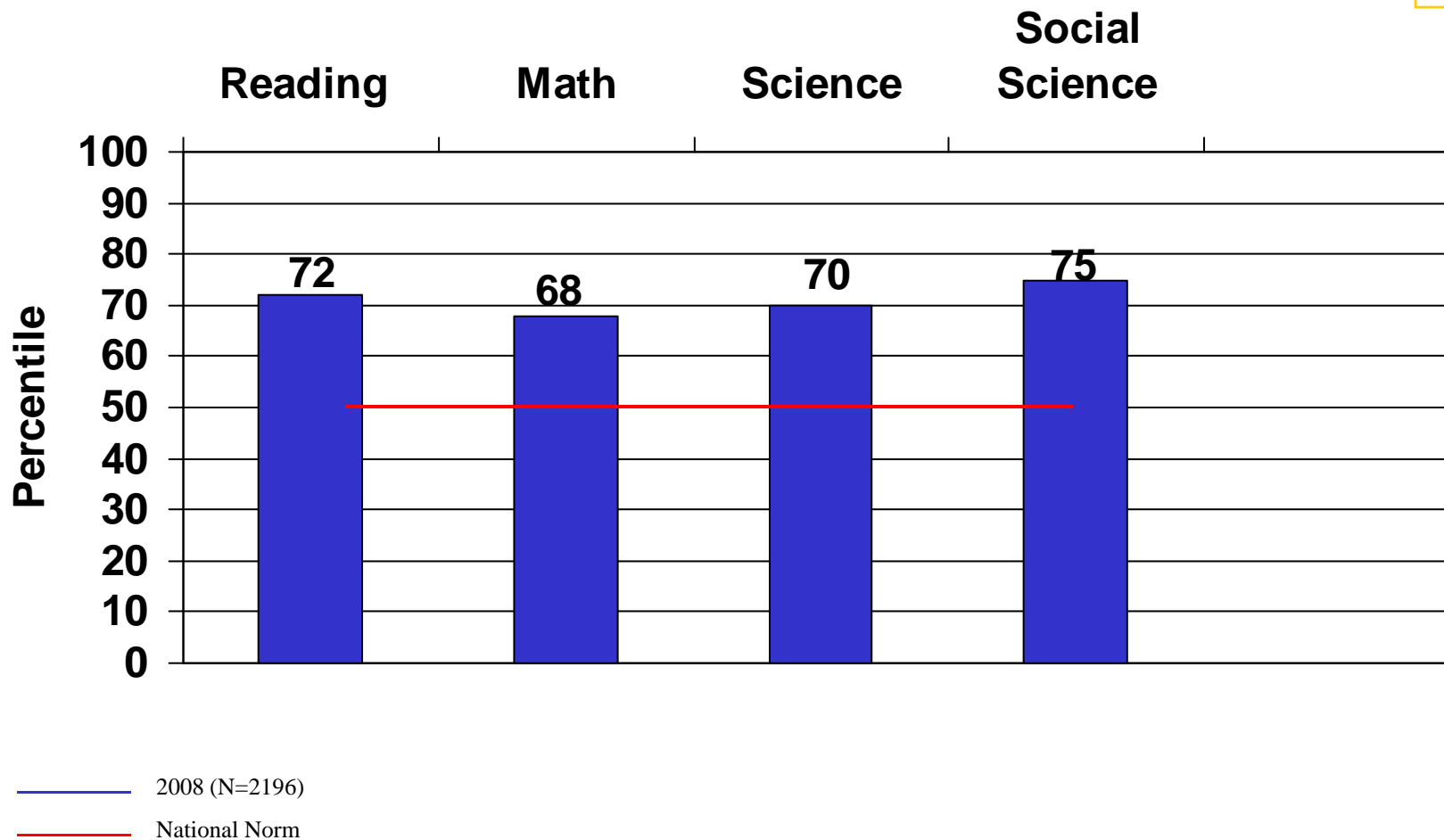


Archdiocesan Quality Academic Programs

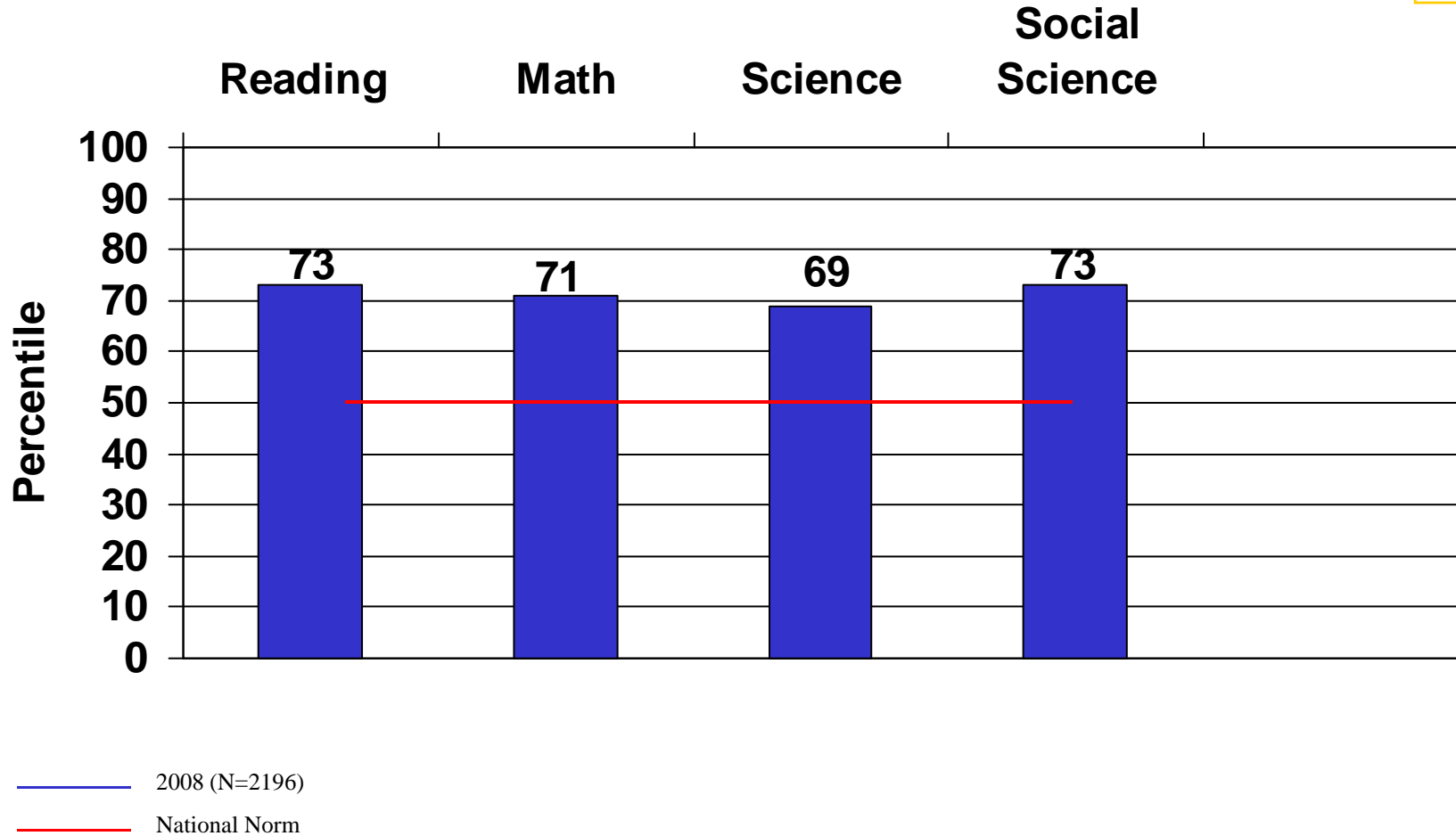
- Standardized Tests
- Standards Based Course of Study
- Individualized school programs for special needs and gifted students
- Major advances in technology integration with curriculum
- Middle States Accreditation
- Mid-Atlantic Catholic Schools Consortium



N.B. Scores based on 2002 national norms using percentile ranks.



N.B. Scores based on 2002 national norms using percentile ranks.



N.B. Scores based on 2002 national norms using percentile ranks.



Archdiocesan School Facilities Statistics

➤ Number of Schools	64
➤ Number of school campuses	67
➤ Number of School Buildings	130
➤ Average year of Construction	1968
➤ Buildings older than 25 years	25
➤ Buildings older than 50 years	13
➤ Buildings older than 75 years	12



Archdiocesan School Facilities Statistics (cont.)

➤ Number of square feet	3,575,600
➤ Enrollment capacity of all schools (Self reported by Principals)	32,500
➤ Average School Size	56,000
➤ 2009 enrollment	24,950
➤ Surplus facilities capacity:	
• Square feet	831,100
• Students	10,250
• Schools	15
• Percentage	24%
➤ Annual Operating Cost of excess capacity	\$3,436,860



Archdiocesan School Facilities Expense

- Estimated deferred maintenance > \$130 million
 - Immediate needs only
- Capital Construction (1997-2008) \$105 million
- Facilities operating cost per sq. ft. \$4.13 avg.



Facilities Comparison

Modern School Buildings	Typical Archdiocesan School
➤ Air Conditioned	➤ Not Air Conditioned
➤ Well Ventilated	➤ Not Ventilated
➤ ADA Compliant	➤ Not ADA Compliant
➤ Sprinklers	➤ No Sprinklers
➤ Cafeterias	➤ Failing Restrooms
➤ Auditoriums	
➤ Gymnasiums	
➤ Wi-Fi	



Archdiocesan Elementary Schools

- Combined Operating Surplus for FY08 declined by 30% from FY07
 - Combined Operating Surplus = \$2 million
 - Operating Results ranged from a \$300,000 loss to a \$680,000 surplus
 - 23 schools or 42% reported a loss (5 more than in FY07)
 - 11 are repeats from FY07
 - 12 are new from FY 07
 - 17 schools have had losses in 3 of the last 5 years

- Combined Cash & Investments @ June 30, 2008 = \$31 million
 - 18 Schools make up 78% of the total
 - 12 Schools have less than \$100,000
 - 1 School reported a negative balance



Archdiocesan & Parish High Schools

- Combined Operating Surplus for FY08 increased by \$3.3 million from FY07
 - Combined Operating Surplus = \$5.2 million*
 - Surplus includes capital campaign revenue, depreciation & unrealized losses on investments
 - Does not include pension adjustment for Archdiocesan H/S
 - Results ranged from \$260,000 loss to \$3.1 million surplus
 - 4 high schools reported losses for FY08
 - 3 schools have repeated FY07
 - 1 school is new from FY07

- Combined Cash & Investments @ June 30, 2008 = \$15 million
 - 3 Schools make up 77% of the total
 - 1 School has less than \$100,000
 - 1 School reported negative cash balance

* Several Financials are in Draft



Other Archdiocesan School Financial Statistics

- Operating Revenue
 - 75% is from Tuition
 - 14% is also from students (fees, fundraising & student services)
 - 5% is based on students in the form of Tuition Assistance

- Operating Expenses
 - 80% of Expenses are fixed in the form of Salaries & Benefits
 - 8% are fixed facilities costs (utilities, custodial & insurance)
 - 4% are related to Instructional Materials, Telephone and Technology



Financial Impact on Archdiocesan Schools ~ A Downward Spiral

